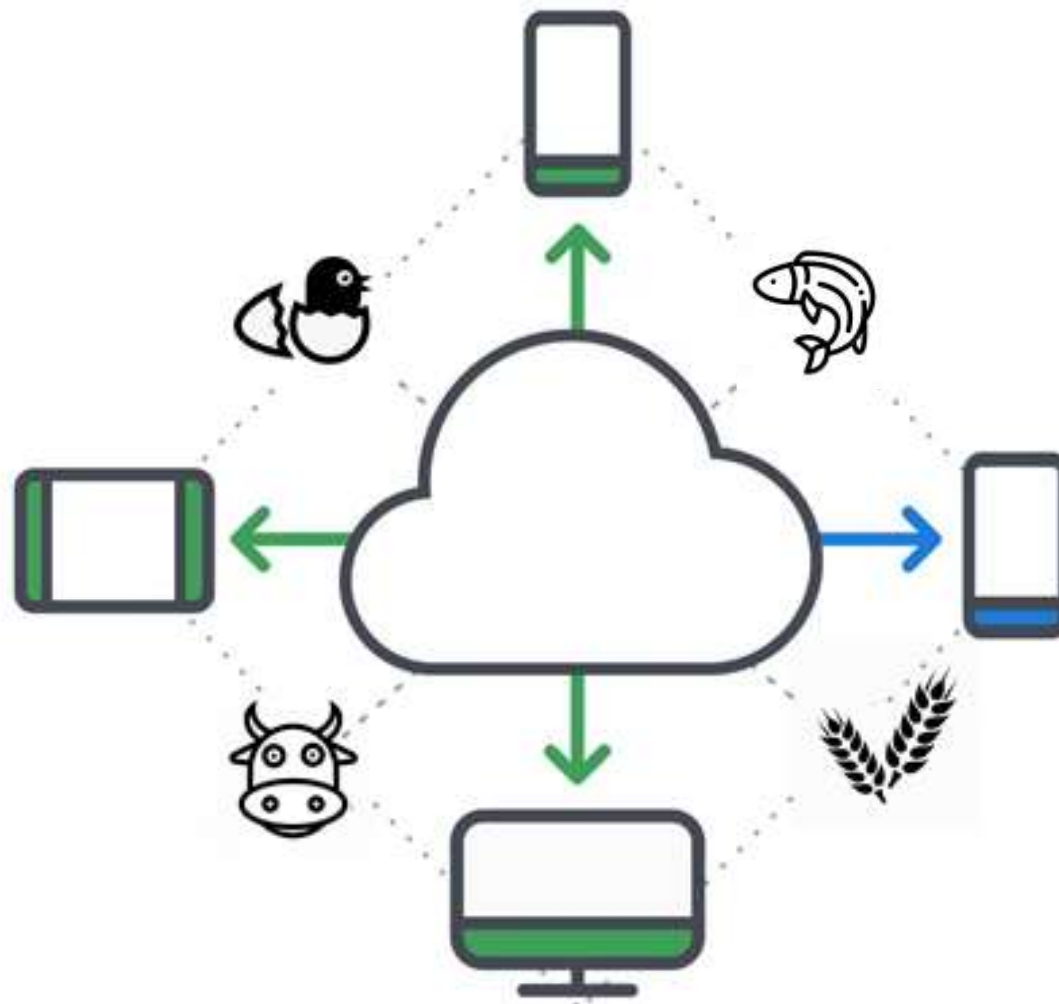


USE MODERN CLOUD FOR MANAGING FARM OPERATIONS

Disrupt. Include. Grow



Powered By

**FCR
Control**

**Smart Inventory
Management**



**Monitoring
& Reporting**

**Selection
Made Easy**

SOLUTION OVERVIEW

Livestock has been the most traditional and effective mean of managing the civilization. Yet the sector has been unstructured primarily due to lack of awareness, education and innovative application to manage business needs.

NAVFARM helps enterprises in managing complete livestock from fork to farm.



COMPLETE INTEGRATED SOLUTION



- Comprehensive Solution for Livestock & Dairy farm with complete forward & backward integration
- Built on Microsoft Dynamics Framework with Real time integration
- Parameter Information entered from farm accumulated on Weekly Basis.
- Calculate & Measure Key Parameters in real time such as FCR, Weekly Plan, Feed Plan, Growth, Body Weight Etc.
- Manage Stock consumption and costing on real time basis.
- Navfarm helps managing traceability.
- Centralized visibility of the all organization MIS in the form of the analytical/ graphical reports.
- Single source of truth gives more power and transparency.



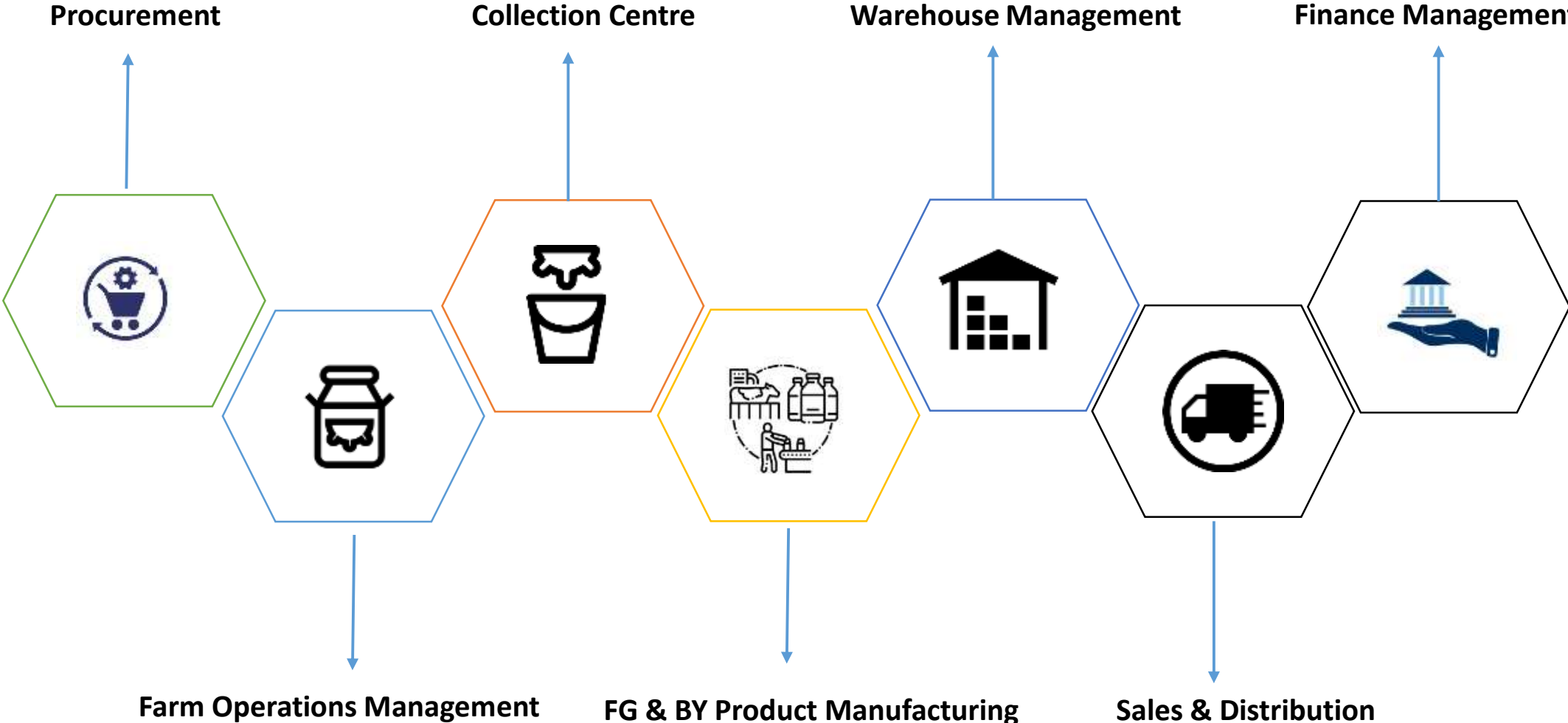
Why NAVFarm is Important

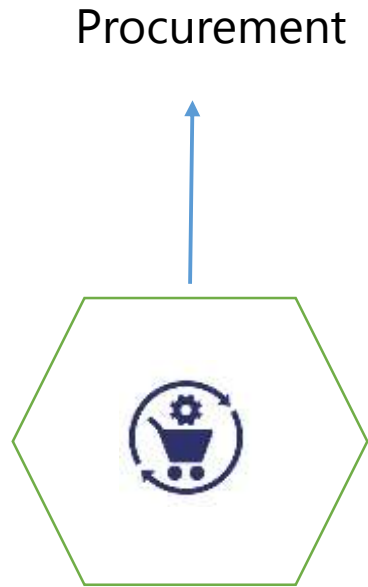


- **Business Continuity:** Remove silos with integrated processes across departments. Access information from anywhere and update on fingertips.
- **Stay Focused:** Stay focused and work productively with configurable role-tailored centre that shows information pertaining to your job role.
- **Business Anywhere:** Access through any mobile devices on the move. Adapt global practise, improve performance and decision making.
- **Lead with Cloud:** Benefit from system scalability and business agility while enjoying the universal farm application.
- **Advanced Protection:** Security measures like device binding, offline synchronization, audit trails, data encryption, automatic regular backups, ransomware protection, etc.
- **Available on Common platform:** Available for download on App store (Android & Apple)



FORWARD BACKWARD INTEGRATION





CHALLENGES

- Traceability to Source
- Centralize Procurement for multiple location.
- Maintaining of procurement history.
- Approval workflow.
- Transfer Order to respective Farms.
- Island of Information related to purchase, Inventory and Finance.

ADVANTAGES

- Information across Item Traceability.
- System enable planning process with tight inventory control.
- Centralized procurement along with approval workflow.
- Retrieval of procurement history along with pricing.
- Integrated environment across value chain including finance

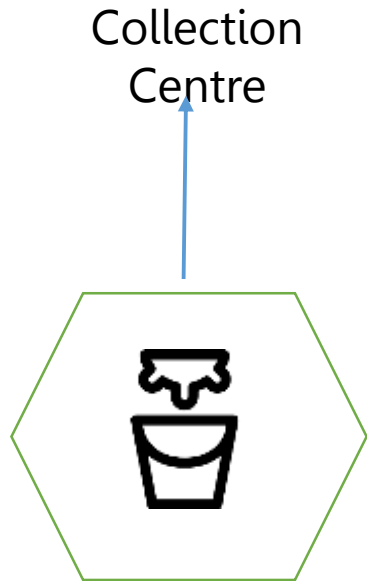


CHALLENGES

Herd Management.
Consumable Inventory Management
Running farm Expenses
Lack of real time visibility of key business drivers such as
Key ratios like FCR, Growth
Feed & Vaccination Plan
Building and Maintaining Farm Standard Operating Procedures.
Artificial Insemination, Pregnancy plan.
Alerts on Deviation

ADVANTAGES

Animal Register
Up to date inventory & Costing for FG and Consumable item.
Inventory control across supply chain including warehouse transfers
Batch Based Costs (Feed and Vaccine Consumptions)
Shed Based Overheads (Veterinary Inspections, Insurance etc)
Farm Based Overheads (Electricity and Labour Overheads etc)
Milk Extraction Morning & Evening



CHALLENGES

- Farmer Registration
- Dynamics of market prices as per trends.
- Weighbridge information.
- Centralize invoicing.
- Inventory Control
- Quality Control

ADVANTAGES

- Lot Traceability Control
- Integration with weighbridge or SCADA machines
- Dual UOM control
- Grading
- Milk Reject/Accepted Inventory
- Goods Receipt Note

Production



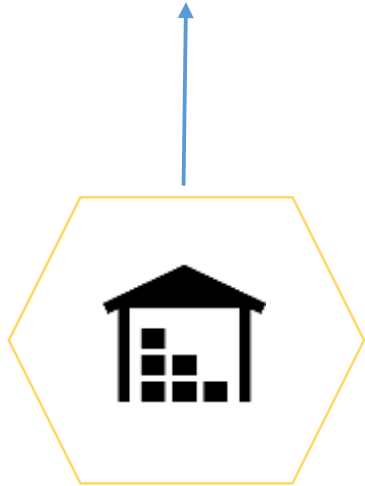
CHALLENGES

- Yield Control.
- Estimated vs actual retrieval
- Manual record keeping on different parts
- Manual Temperature Recording
- Multistage inventory
- Costing of the production.
- Route Planning

ADVANTAGES

- Identifying the most profitable parts and process (By Product Management)
- Real time calculation of the yield of the plant
- Centralized inventory control as per packaging & lot
- Shelf life management along with multilevel inventory management to the shop level.
- Machine utilization.
- Quality Control
- Plant Maintenance

Warehouse Management



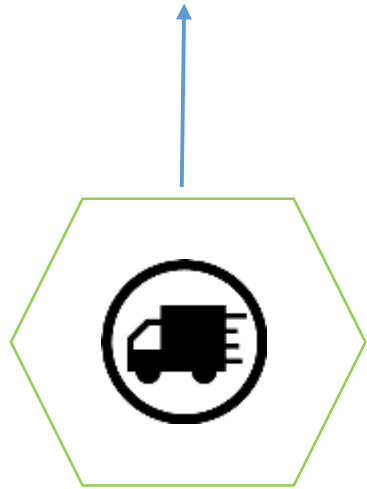
CHALLENGES

- Linking Inbound with Outbound Orders
- Item Management and Tracking
- Shelf Life Management
- Movement Worksheet
- Replenishment and Min-Max Stock Level Management
- Inventory Costing Methods

ADVANTAGES

- Bar Code Integration
- Pellet for storage management
- Cold Room Warehouse Inventory
- Pick List Worksheet
- Warehouse Put-away
- Inventory Movement

DAIRY &
DISTRIBUTION &
RETAIL

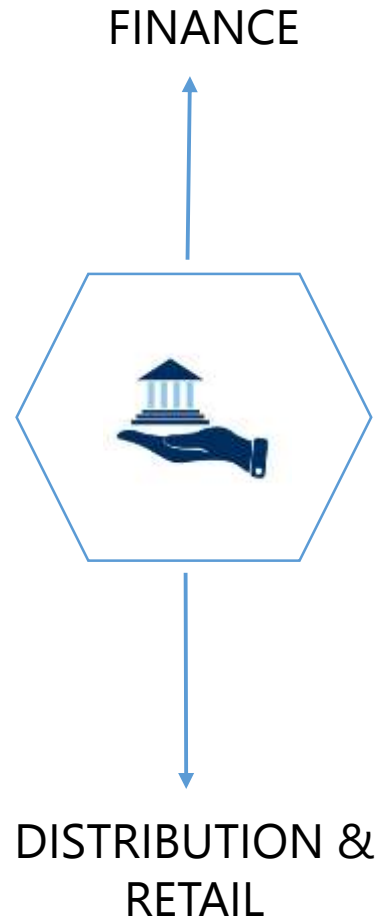


CHALLENGES

Tracking of Stock Return
Milk Collection & Distribution
Price Calculation
By Product Inventory Management
Van Sale Tracking
Single Vendor & Customer Management
Shelf life management
Maintain farmer history

ADVANTAGES

Safety Stock & Reorder policy
Improved of Stock Valuations
Budget VS Actual
Cash Flow & Ratio Analysis
Single Distribution Centre
Quality Control
Traceability
Management Report



CHALLENGES

- General Ledger & Fixed assets
- Accounts Payable / Receivable
- Cash management
- India Statutory Direct/Indirect
- Segmented Accounts
- Centralized Inventory
- Fixed Asset
- Cash Flow & Cost Accounting
- Responsibility & Security
- Workflow & Integration

ADVANTAGES

- Cost tracking while capturing the all cost related aspects
- Tight inventory control
- Complete traceability from animal receiving to the final Output
- Pricing Structure / Promotions
- Inventory / Order Status & Bookings
- Stock Movement / Transfers / Indenting
- Point of Sale
- Graphical presentation of the MIS

Seamlessly Integrated with Dynamics 365 Business Central



- FINANCE & STATUTORY
- SUPPLY CHAIN MANAGEMENT
- MRP & MPS
- WAREHOUSE MANAGEMENT
- CUSTOMER RELATIONSHIP MANAGER
- SYSTEM ROLES & RESPONSIBILITY
- USER REPORTS & DASHBOARD
- REAL TIME INTEGRATION
- RUN WORKFLOW
- SOA ARCHITECTURE
- GDPR READY



INSIGHT FROM LAST WEEK

The best-selling item was FULL CREAM MILK 500 ML with 722,851 units sold

- ACTIONS
- + Sales Quote
 - + Sales Order
 - + Sales Invoice
 - + Purchase Quote
 - + Purchase Order
 - + Purchase Invoice
 - > New
 - > Payments
 - > Reports
 - > Setup
 - Excel Reports
 - Bank SFT to Excel

●●●●●●

Activities

Activities

INTELLIGENT CLOUD

Learn More

Intelligent Cloud Insights

SALES THIS MONTH

9,340,380,657

> See more

OVERDUE SALES INVOICE AMOUNT

7,754,242,198

> See more

OVERDUE PURCH. INVOICE AMOUNT

3,066,486,312

> See more

SALES INVOICES PREDICT. OVERDUE

0

> See more

ONGOING SALES

SALES QUOTES: 178

SALES ORDERS: 29

SALES INVOICES: 0

ONGOING PURCHASES

PURCHASE ORDERS: 508

ONGOING PUR. INVOICES: 1

PURCH. INVO. NEXT WEEK: 999+

APPROVALS

REQUESTS TO APPROVE: 0

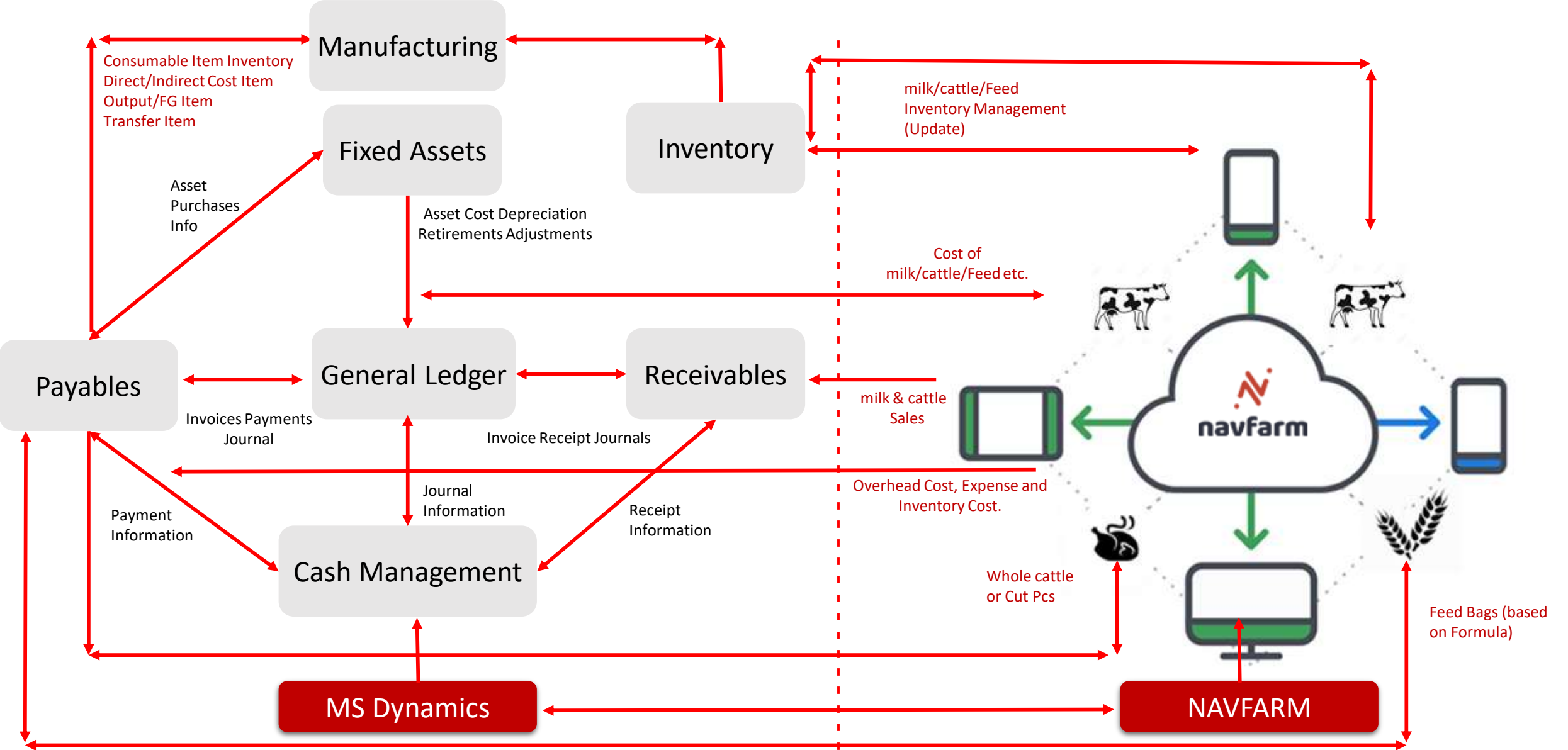
PAYMENTS

UNPROCESSED PAYMENTS: 203

AVERAGE COLL. DAYS: 8.7

OUTSTANDING INVOICES: 999+

SOLUTION ARCHITECTURE



— Data from NAVFarm
— Data in Dynamics



THANKYOU

